







Kingston upon Hull, City of

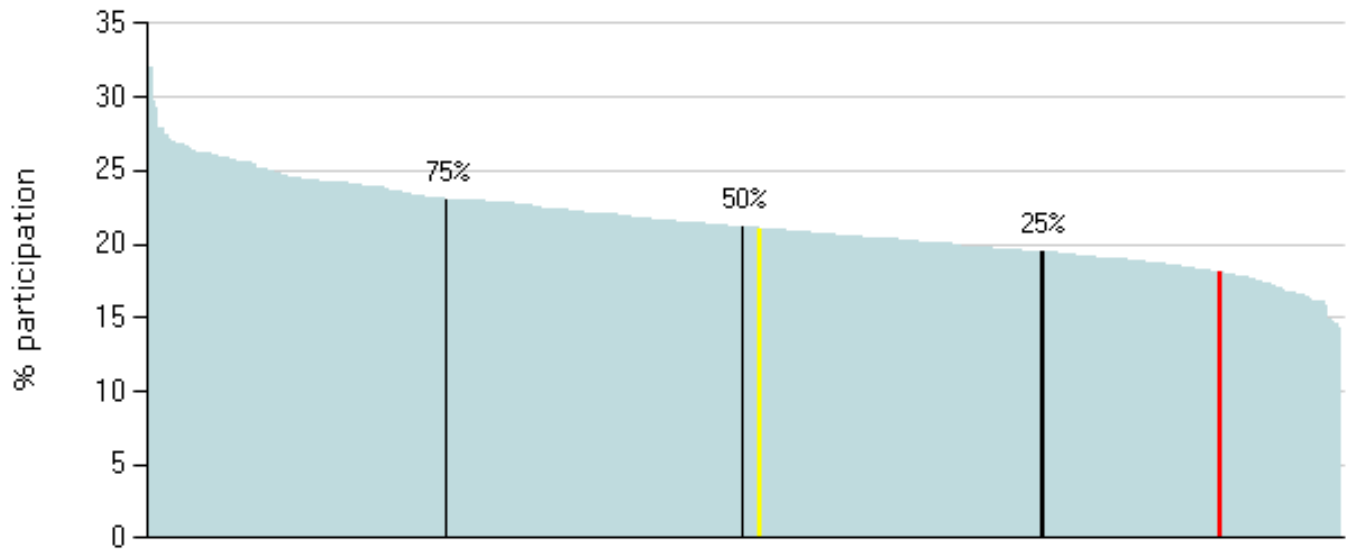
Green traffic light = in top 25%

Amber traffic light = in middle 50%

Red traffic light = in bottom 25%

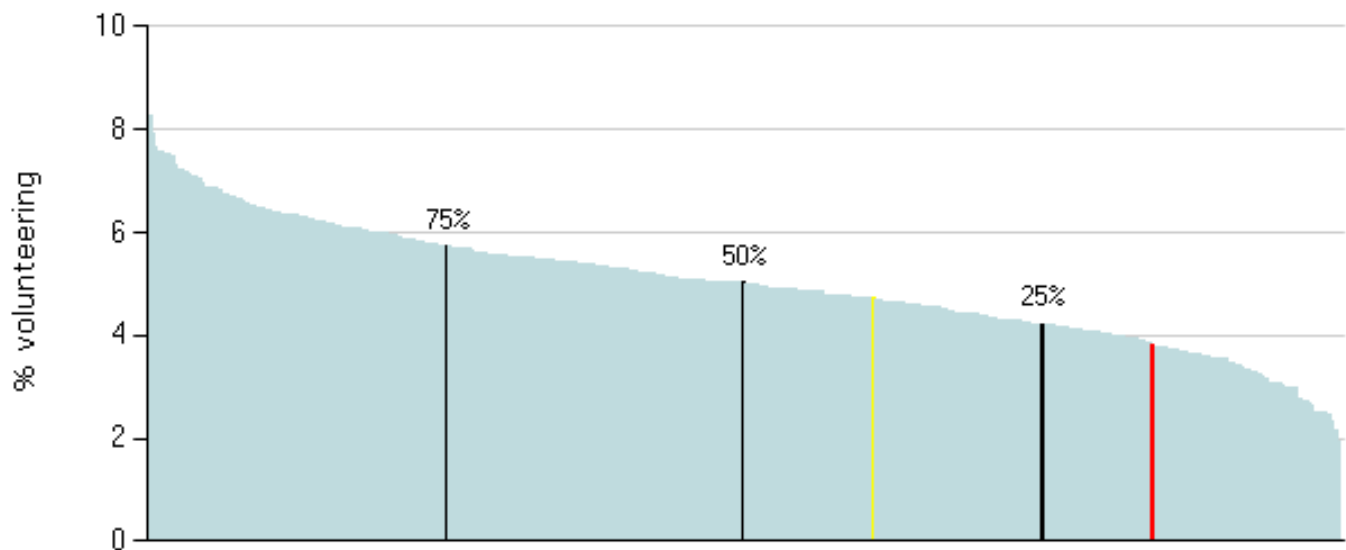
Kingston upon Hull, City of (Local Authority)		
KPI 1 - At least 3 days a week x 30 minutes moderate participation (all adults)	18.1%	
KPI 2 - At least 1 hour a week volunteering to support sport (all adults)	3.8%	
KPI 3 - Club member (all adults)	18.8%	
KPI 4 - Received tuition from an instructor or coach in last 12 months (all adults)	15.4%	
KPI 5 - Taken part in organised competitive sport in last 12 months (all adults)	10.8%	
KPI 6 - Satisfaction with local sports provision (all adults)	72.9%	

KPI 1 - Participation Rates -



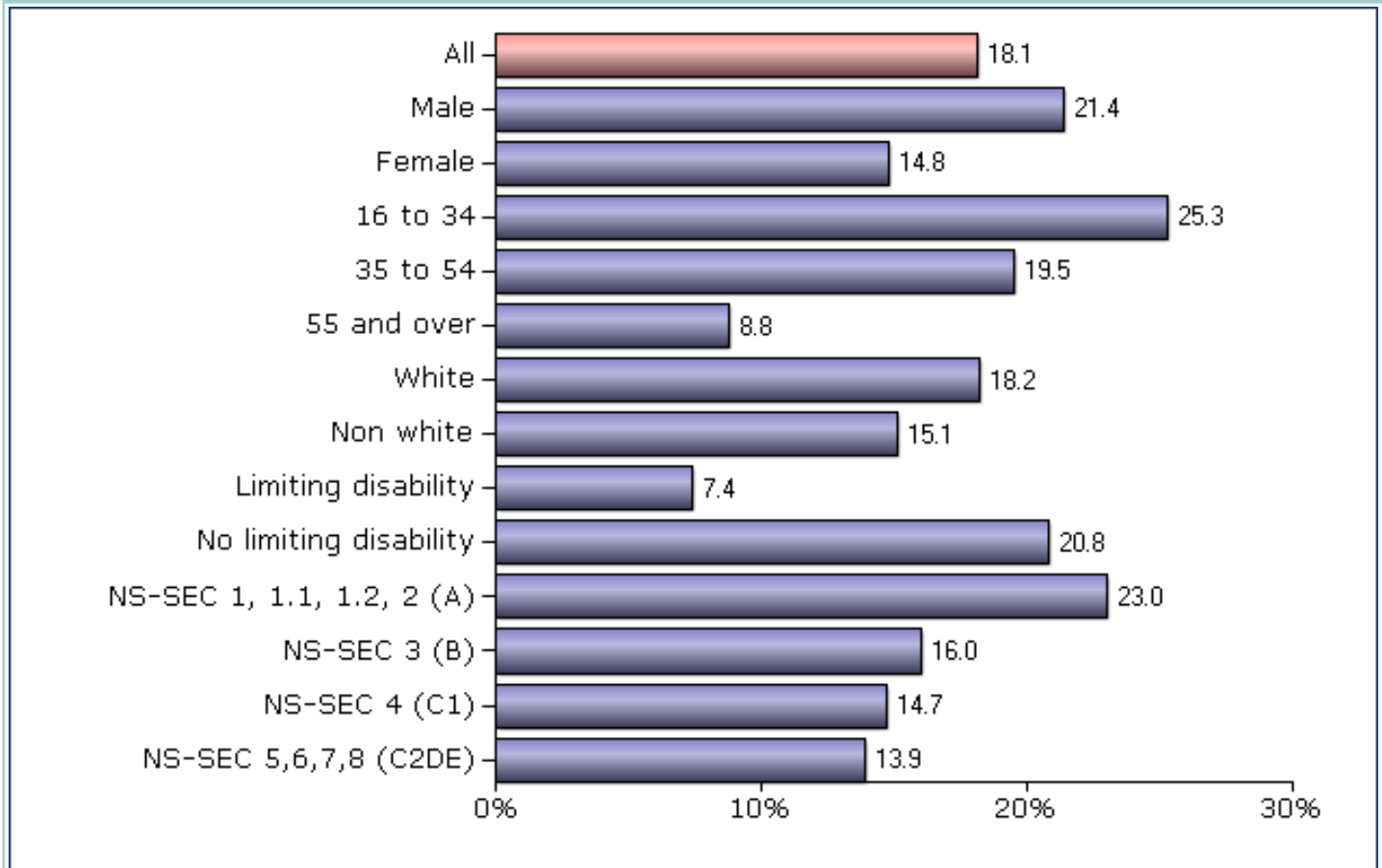
Kingston upon Hull, City of - 18.1%
National - 21.0%
Percentiles

KPI 2 - Volunteering Rates -

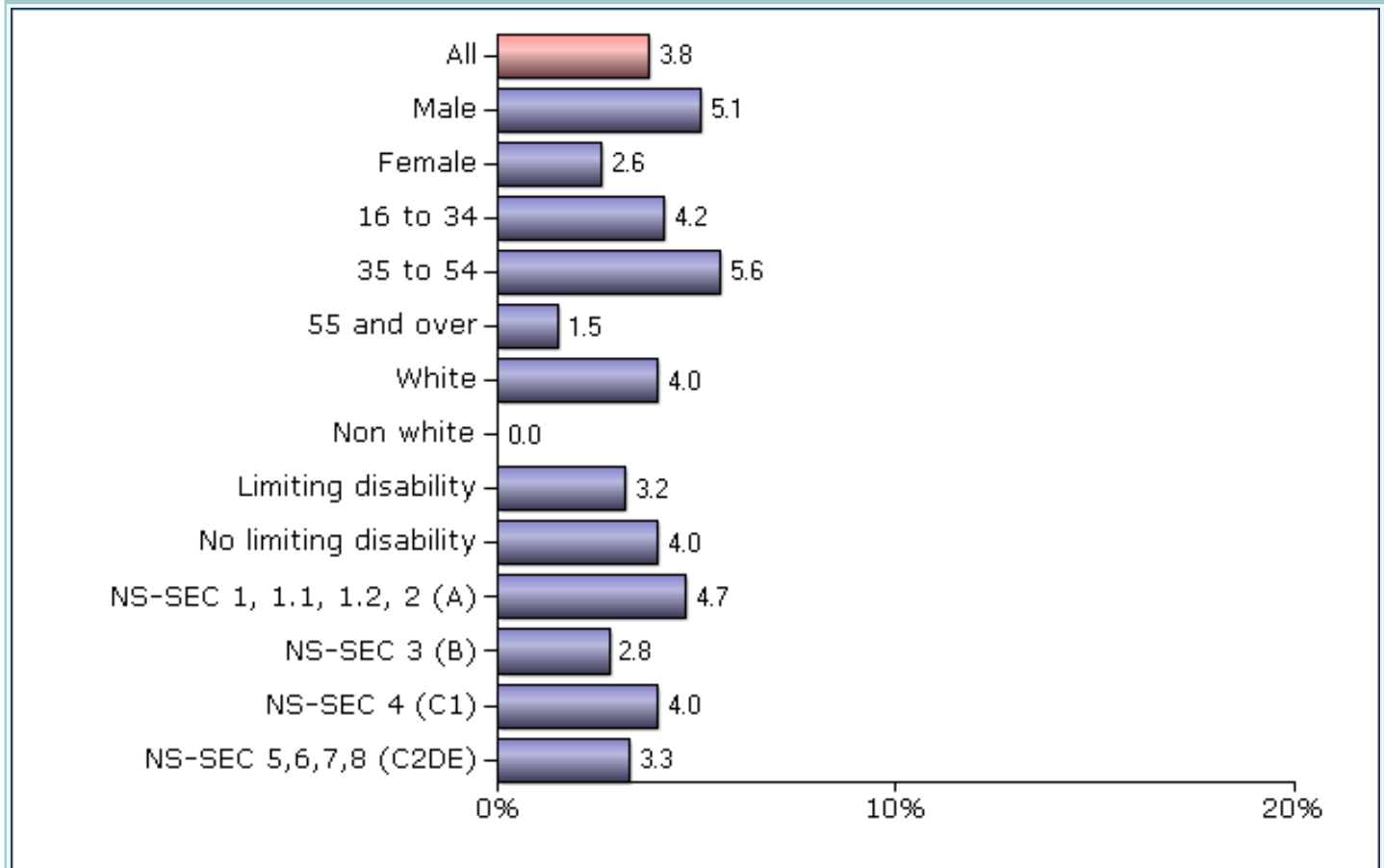


Kingston upon Hull, City of - 3.8%
National - 4.7%
Percentiles

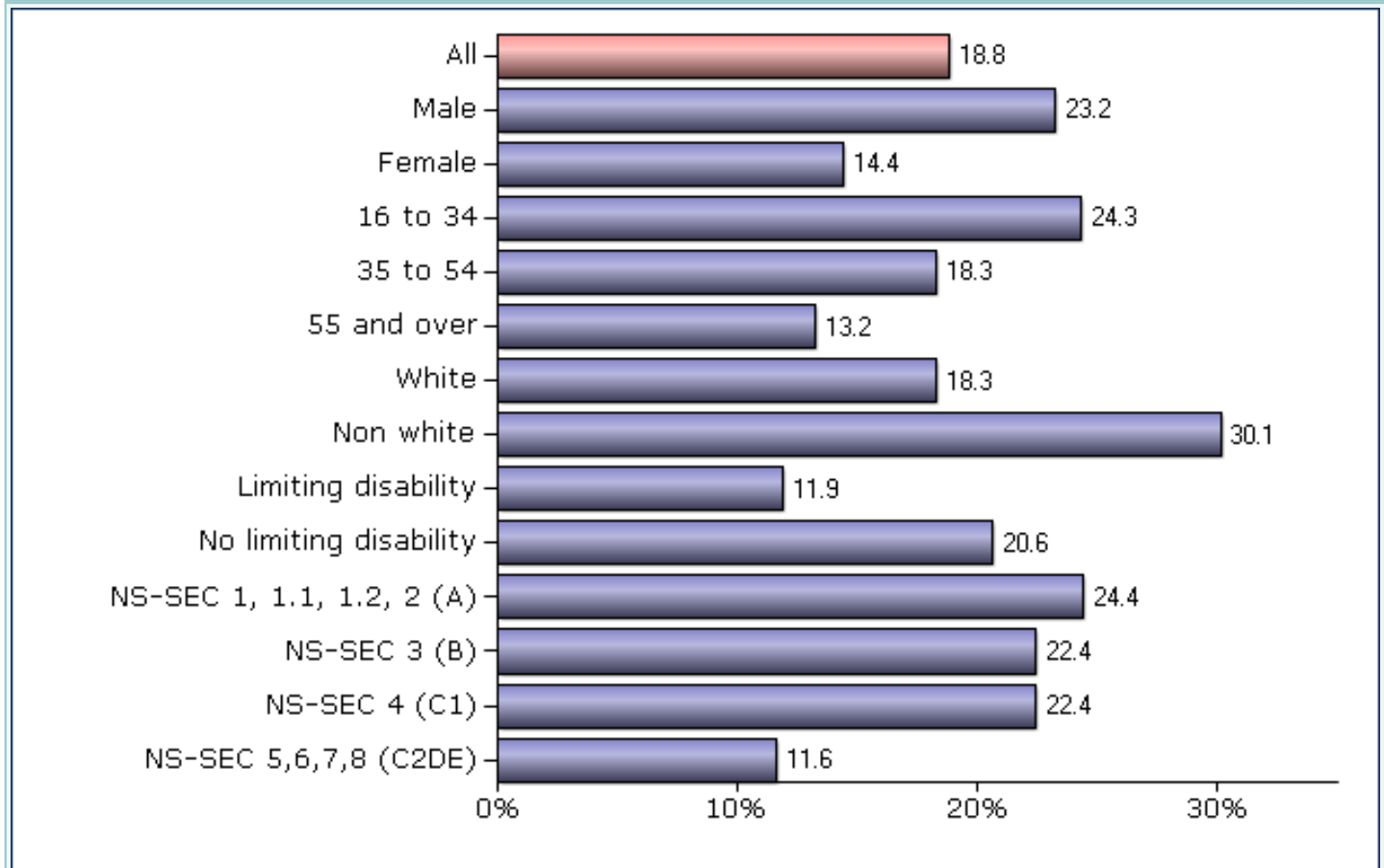
KPI 1 - At least 3 days a week x 30 minutes moderate participation (all adults)	
All	18.1%
Male	21.4%
Female	14.8%
16 to 34	25.3%
35 to 54	19.5%
55 and over	8.8%
White	18.2%
Non white	15.1%
Limiting disability	7.4%
No limiting disability	20.8%
NS-SEC 1, 1.1, 1.2, 2 (A)	23.0%
NS-SEC 3 (B)	16.0%
NS-SEC 4 (C1)	14.7%
NS-SEC 5,6,7,8 (C2DE)	13.9%



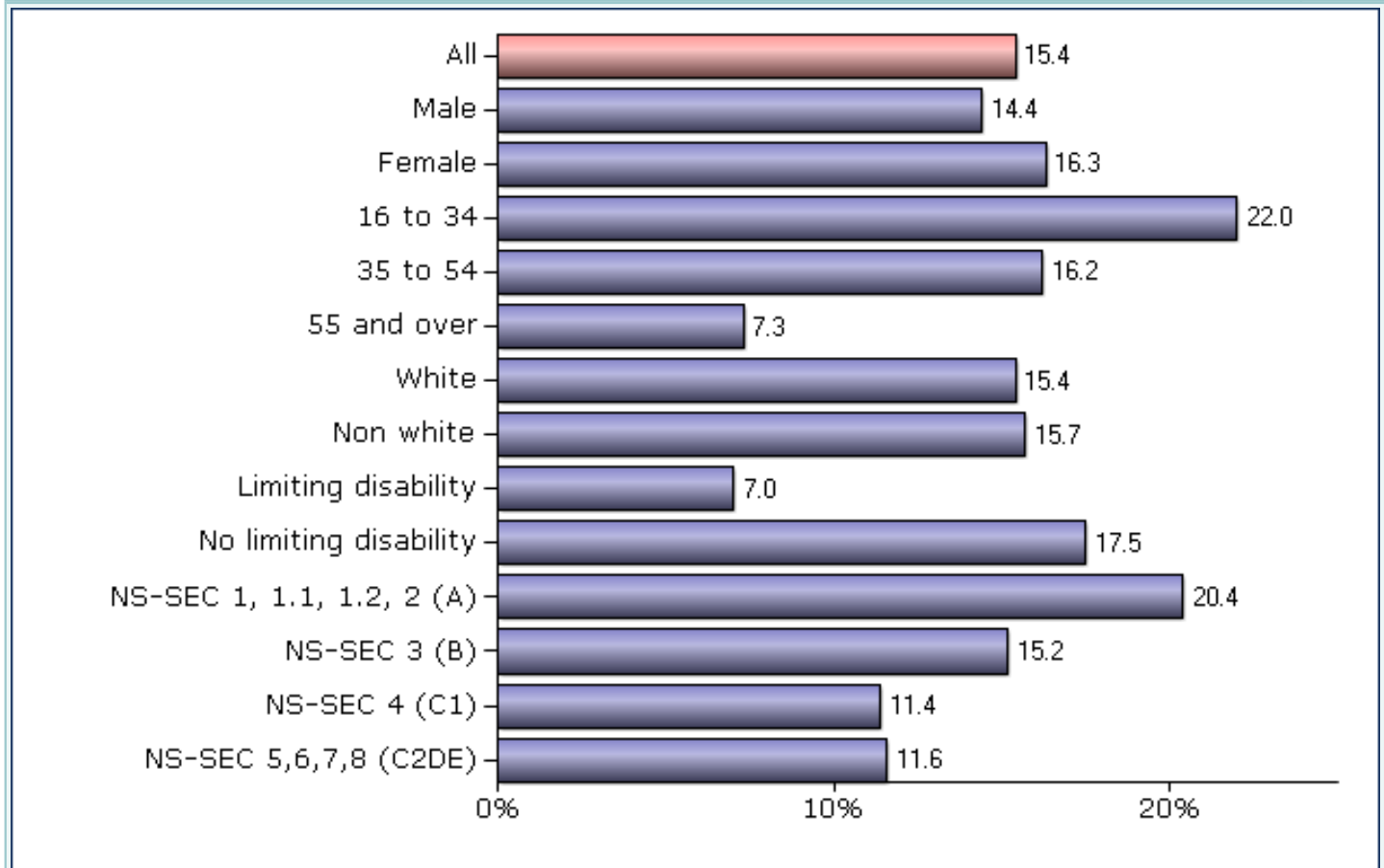
KPI 2 - At least 1 hour a week volunteering to support sport (all adults)	
All	3.8%
Male	5.1%
Female	2.6%
16 to 34	4.2%
35 to 54	5.6%
55 and over	1.5%
White	4.0%
Non white	0.0%
Limiting disability	3.2%
No limiting disability	4.0%
NS-SEC 1, 1.1, 1.2, 2 (A)	4.7%
NS-SEC 3 (B)	2.8%
NS-SEC 4 (C1)	4.0%
NS-SEC 5,6,7,8 (C2DE)	3.3%



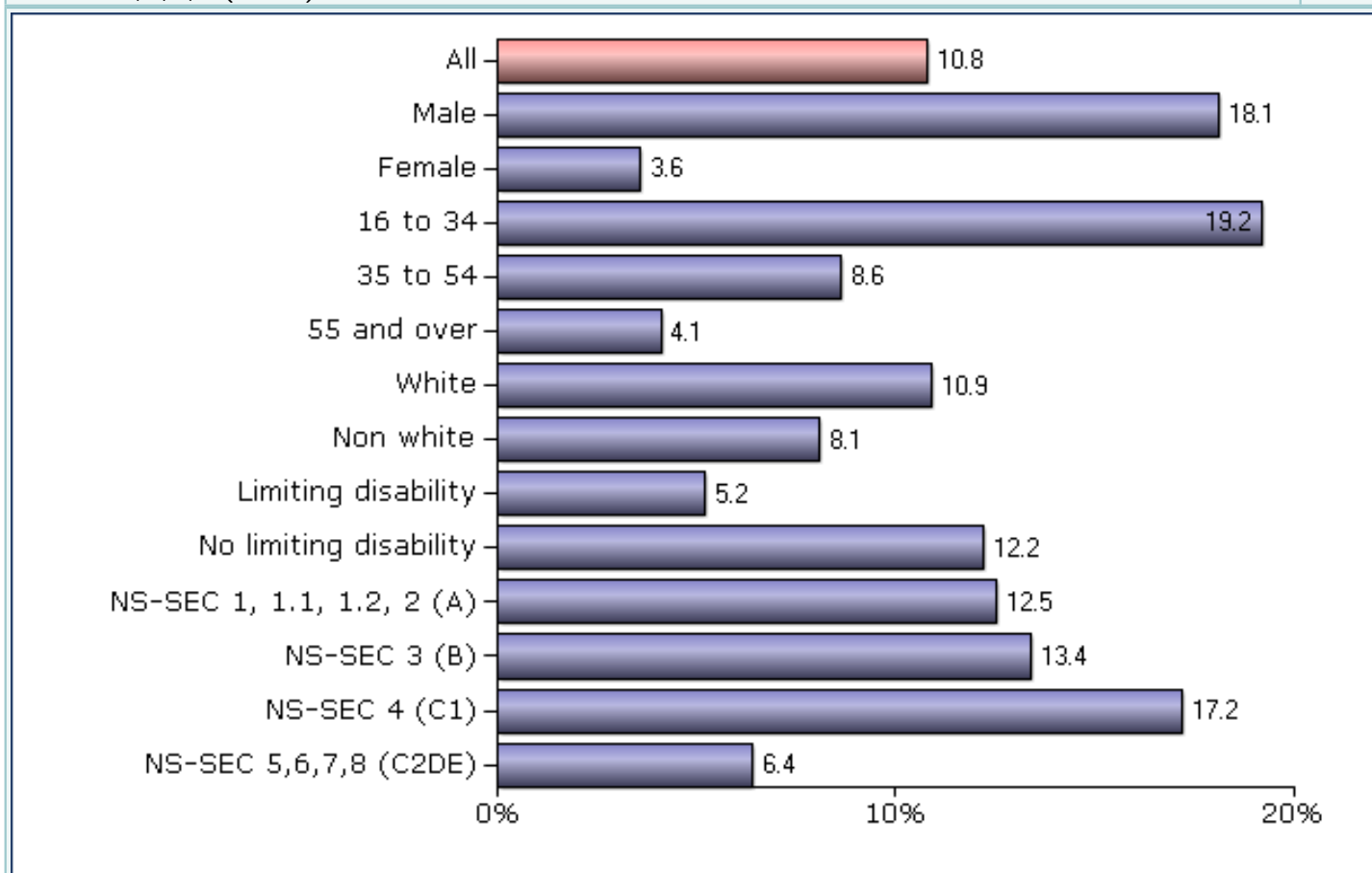
KPI 3 - Club member (all adults)	
All	18.8%
Male	23.2%
Female	14.4%
16 to 34	24.3%
35 to 54	18.3%
55 and over	13.2%
White	18.3%
Non white	30.1%
Limiting disability	11.9%
No limiting disability	20.6%
NS-SEC 1, 1.1, 1.2, 2 (A)	24.4%
NS-SEC 3 (B)	22.4%
NS-SEC 4 (C1)	22.4%
NS-SEC 5,6,7,8 (C2DE)	11.6%



KPI 4 - Received tuition from an instructor or coach in last 12 months (all adults)	
All	15.4%
Male	14.4%
Female	16.3%
16 to 34	22.0%
35 to 54	16.2%
55 and over	7.3%
White	15.4%
Non white	15.7%
Limiting disability	7.0%
No limiting disability	17.5%
NS-SEC 1, 1.1, 1.2, 2 (A)	20.4%
NS-SEC 3 (B)	15.2%
NS-SEC 4 (C1)	11.4%
NS-SEC 5,6,7,8 (C2DE)	11.6%



KPI 5 - Taken part in organised competitive sport in last 12 months (all adults)	
All	10.8%
Male	18.1%
Female	3.6%
16 to 34	19.2%
35 to 54	8.6%
55 and over	4.1%
White	10.9%
Non white	8.1%
Limiting disability	5.2%
No limiting disability	12.2%
NS-SEC 1, 1.1, 1.2, 2 (A)	12.5%
NS-SEC 3 (B)	13.4%
NS-SEC 4 (C1)	17.2%
NS-SEC 5,6,7,8 (C2DE)	6.4%



KPI 6 - Satisfaction with local sports provision (all adults)	
All	72.9%
Male	73.9%
Female	71.8%
16 to 34	68.7%
35 to 54	71.2%
55 and over	80.8%
White	73.3%
Non white	62.9%
Limiting disability	72.9%
No limiting disability	72.9%
NS-SEC 1, 1.1, 1.2, 2 (A)	74.9%
NS-SEC 3 (B)	75.2%
NS-SEC 4 (C1)	83.4%
NS-SEC 5,6,7,8 (C2DE)	70.2%

