







# East Riding of Yorkshire UA

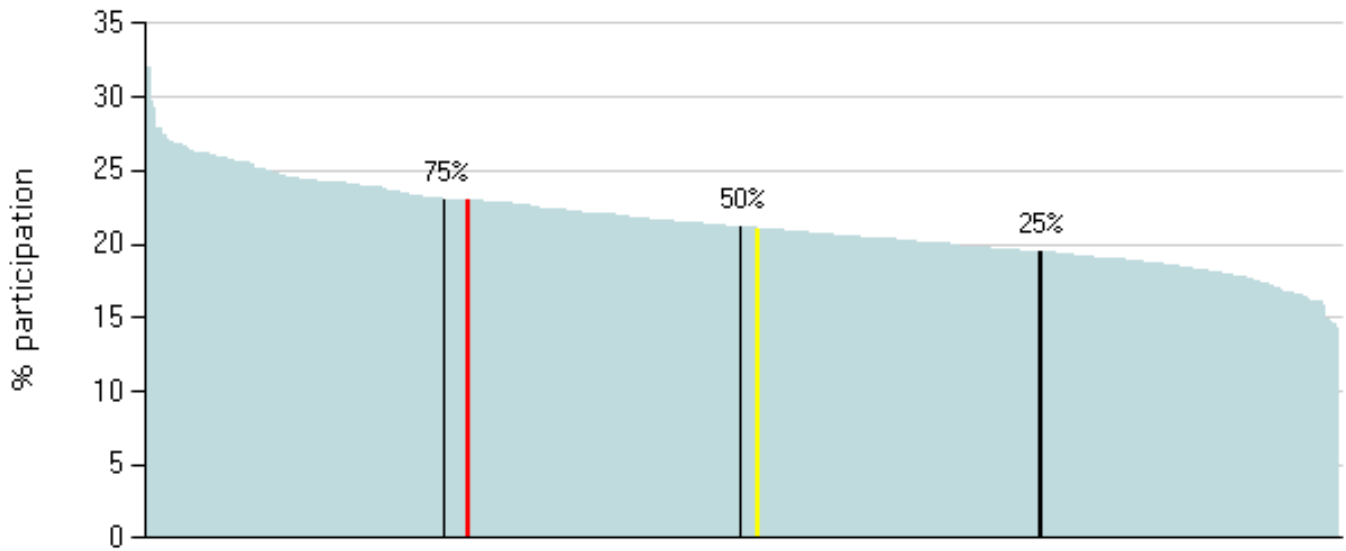
Green traffic light = in top 25%

Amber traffic light = in middle 50%

Red traffic light = in bottom 25%

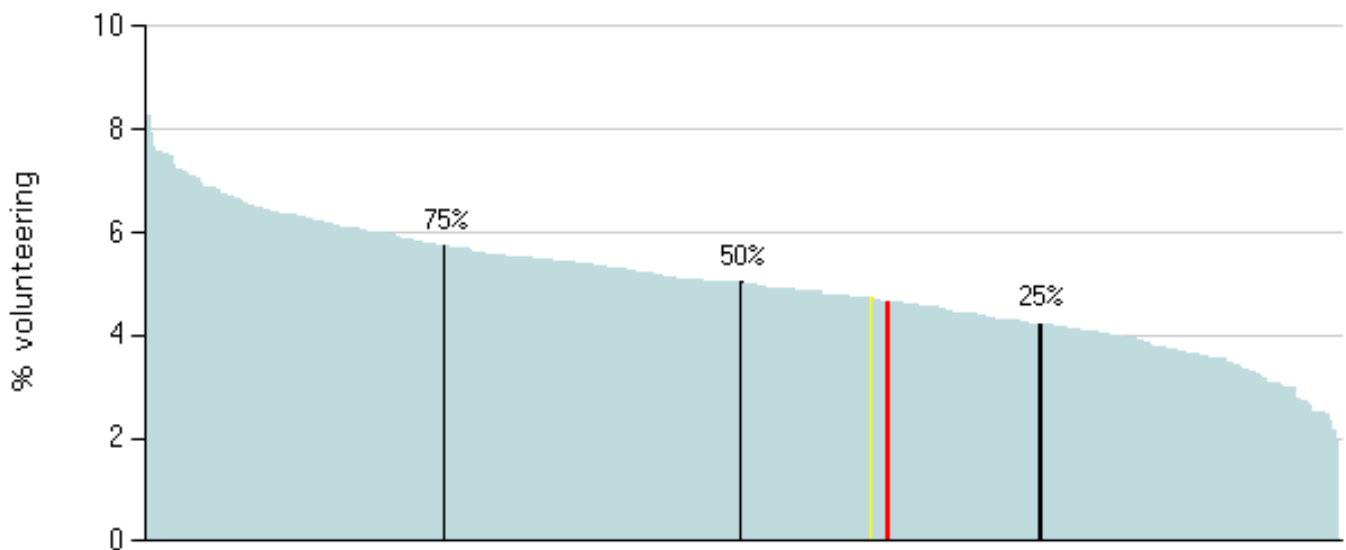
East Riding of Yorkshire UA (Local Authority)		
KPI 1 - At least 3 days a week x 30 minutes moderate participation (all adults)	23.0%	
KPI 2 - At least 1 hour a week volunteering to support sport (all adults)	4.7%	
KPI 3 - Club member (all adults)	25.2%	
KPI 4 - Received tuition from an instructor or coach in last 12 months (all adults)	16.8%	
KPI 5 - Taken part in organised competitive sport in last 12 months (all adults)	16.5%	
KPI 6 - Satisfaction with local sports provision (all adults)	72.5%	

### KPI 1 - Participation Rates -



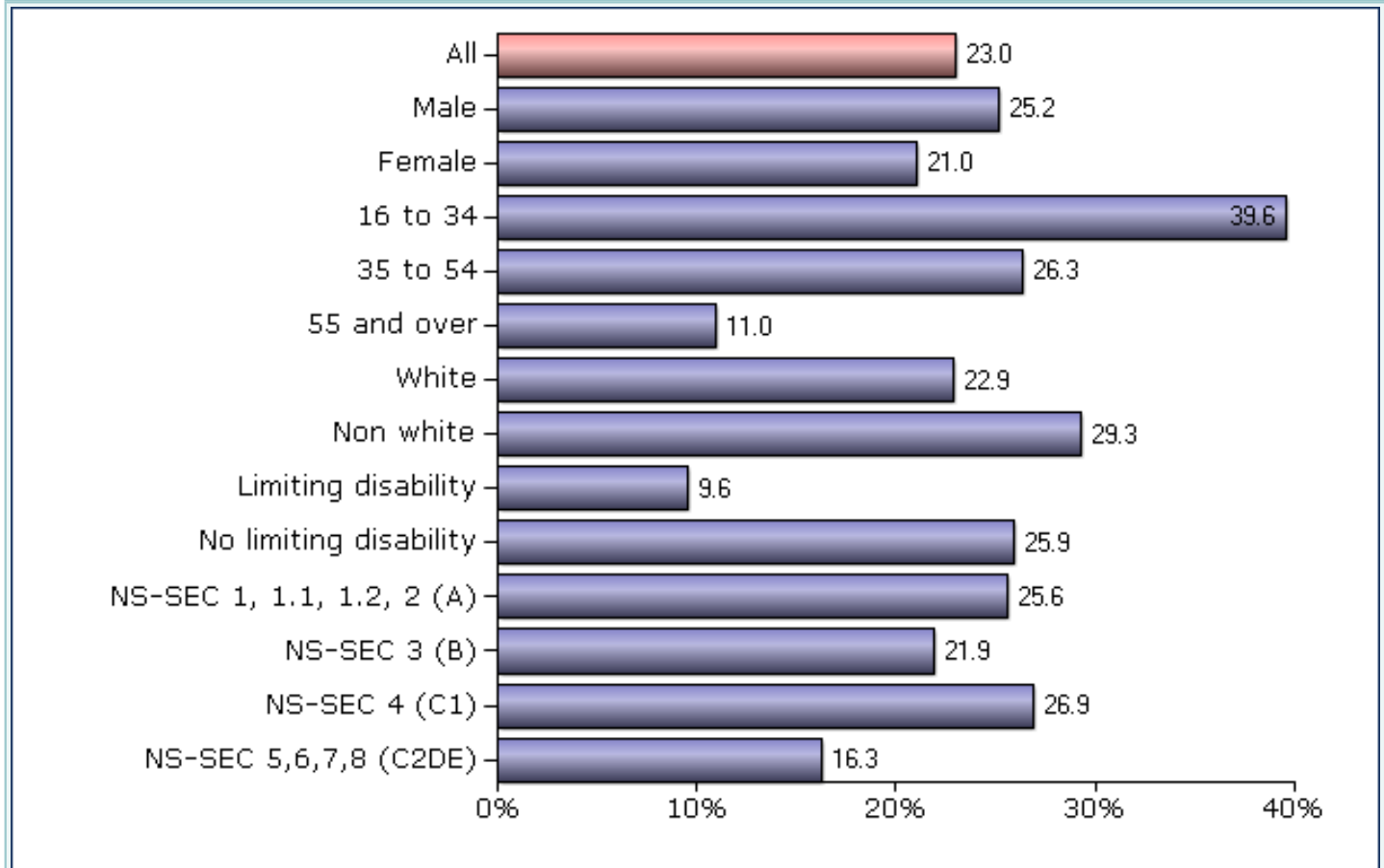
- East Riding of Yorkshire UA - 23.0%
- National - 21.0%
- Percentiles

### KPI 2 - Volunteering Rates -

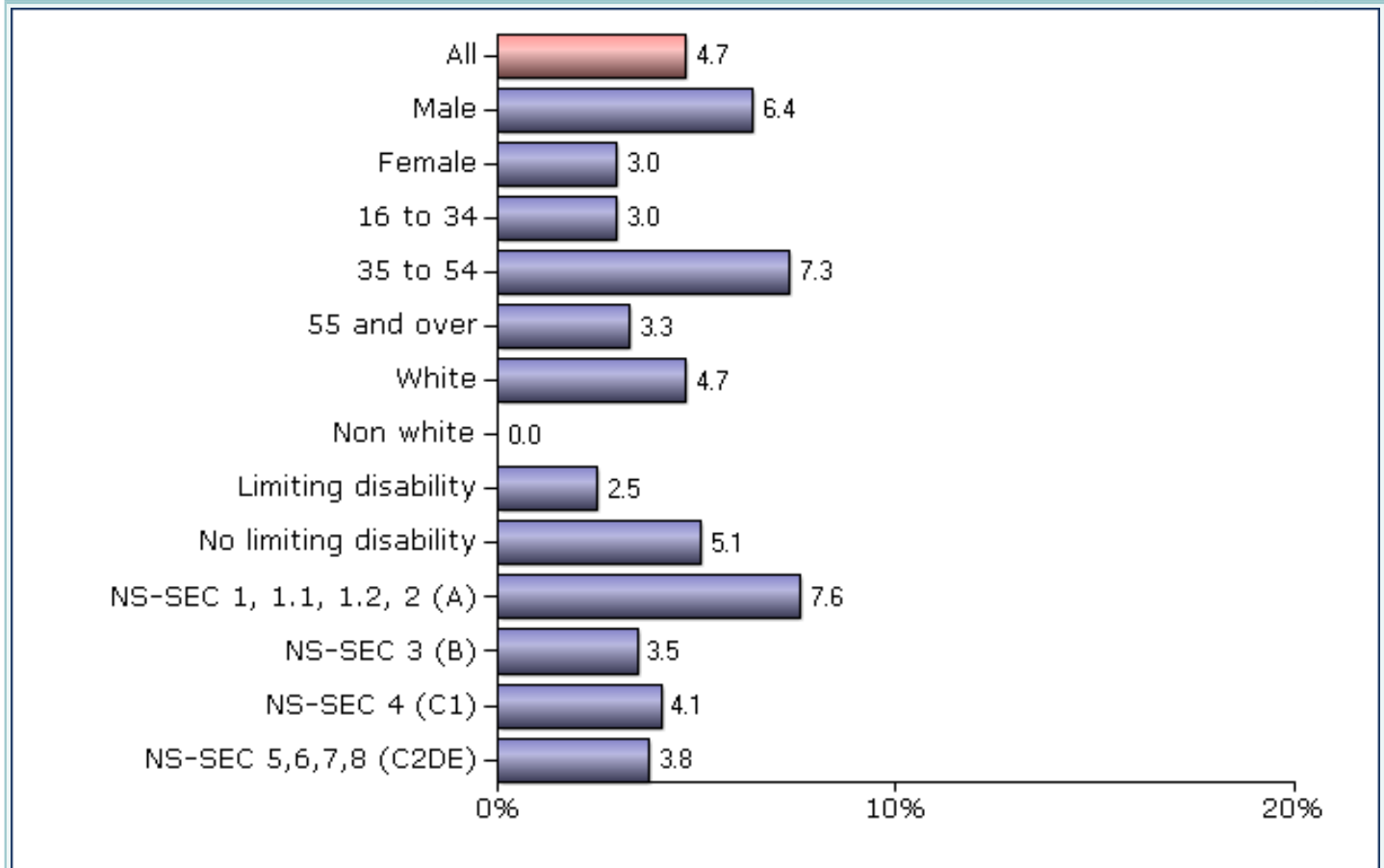


- East Riding of Yorkshire UA - 4.7%
- National - 4.7%
- Percentiles

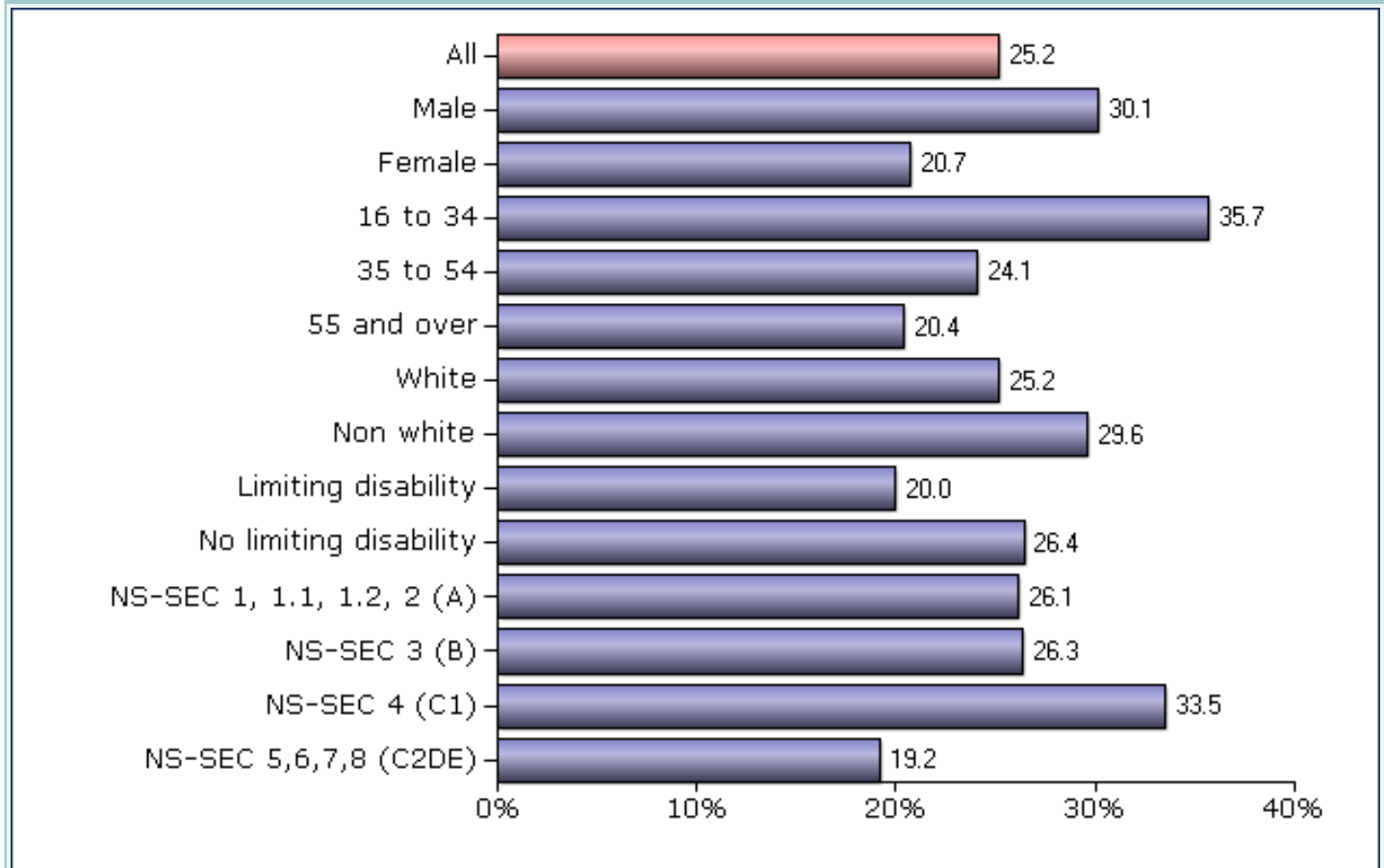
KPI 1 - At least 3 days a week x 30 minutes moderate participation (all adults)	
All	23.0%
Male	25.2%
Female	21.0%
16 to 34	39.6%
35 to 54	26.3%
55 and over	11.0%
White	22.9%
Non white	29.3%
Limiting disability	9.6%
No limiting disability	25.9%
NS-SEC 1, 1.1, 1.2, 2 (A)	25.6%
NS-SEC 3 (B)	21.9%
NS-SEC 4 (C1)	26.9%
NS-SEC 5,6,7,8 (C2DE)	16.3%



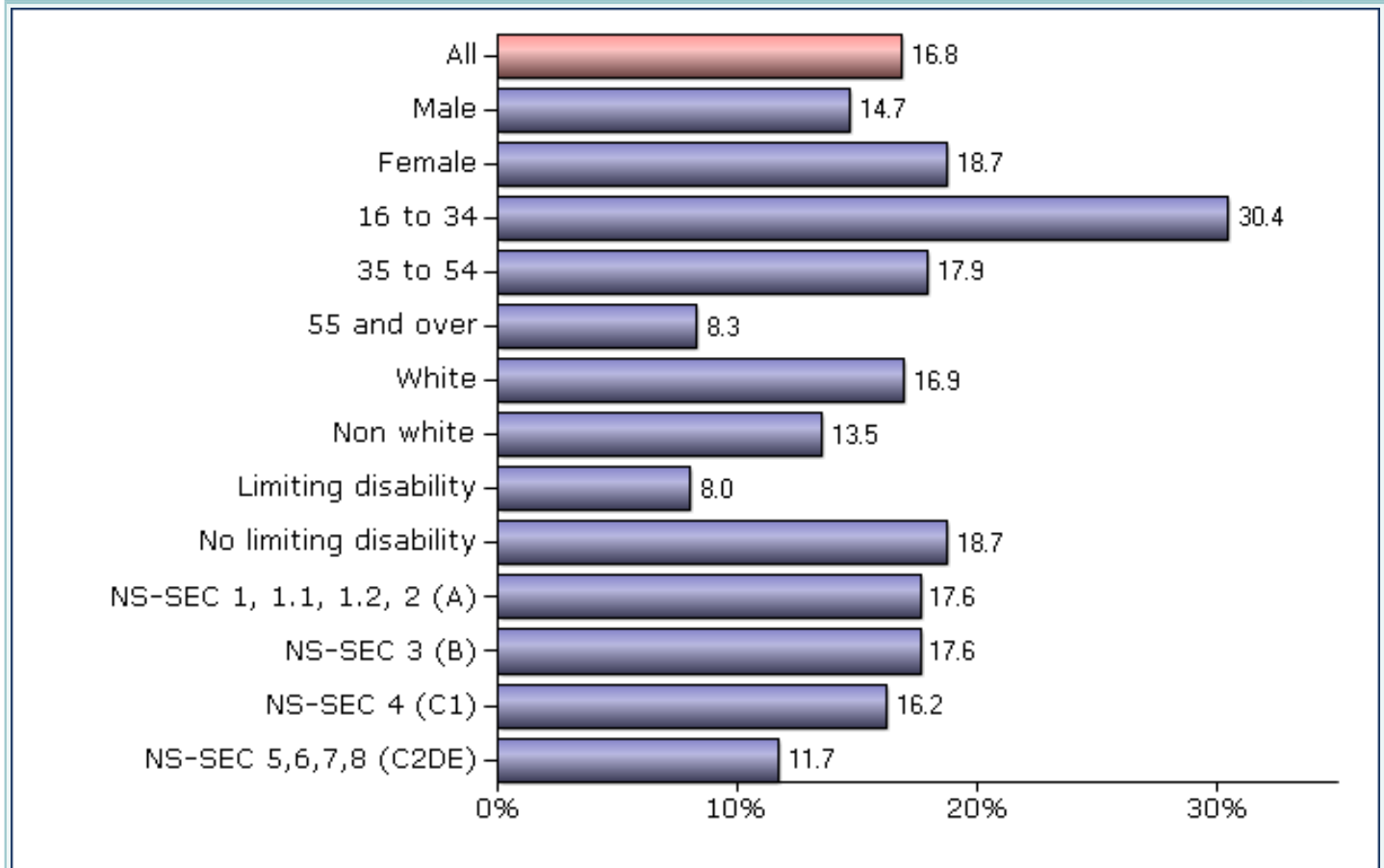
KPI 2 - At least 1 hour a week volunteering to support sport (all adults)	
All	4.7%
Male	6.4%
Female	3.0%
16 to 34	3.0%
35 to 54	7.3%
55 and over	3.3%
White	4.7%
Non white	0.0%
Limiting disability	2.5%
No limiting disability	5.1%
NS-SEC 1, 1.1, 1.2, 2 (A)	7.6%
NS-SEC 3 (B)	3.5%
NS-SEC 4 (C1)	4.1%
NS-SEC 5,6,7,8 (C2DE)	3.8%



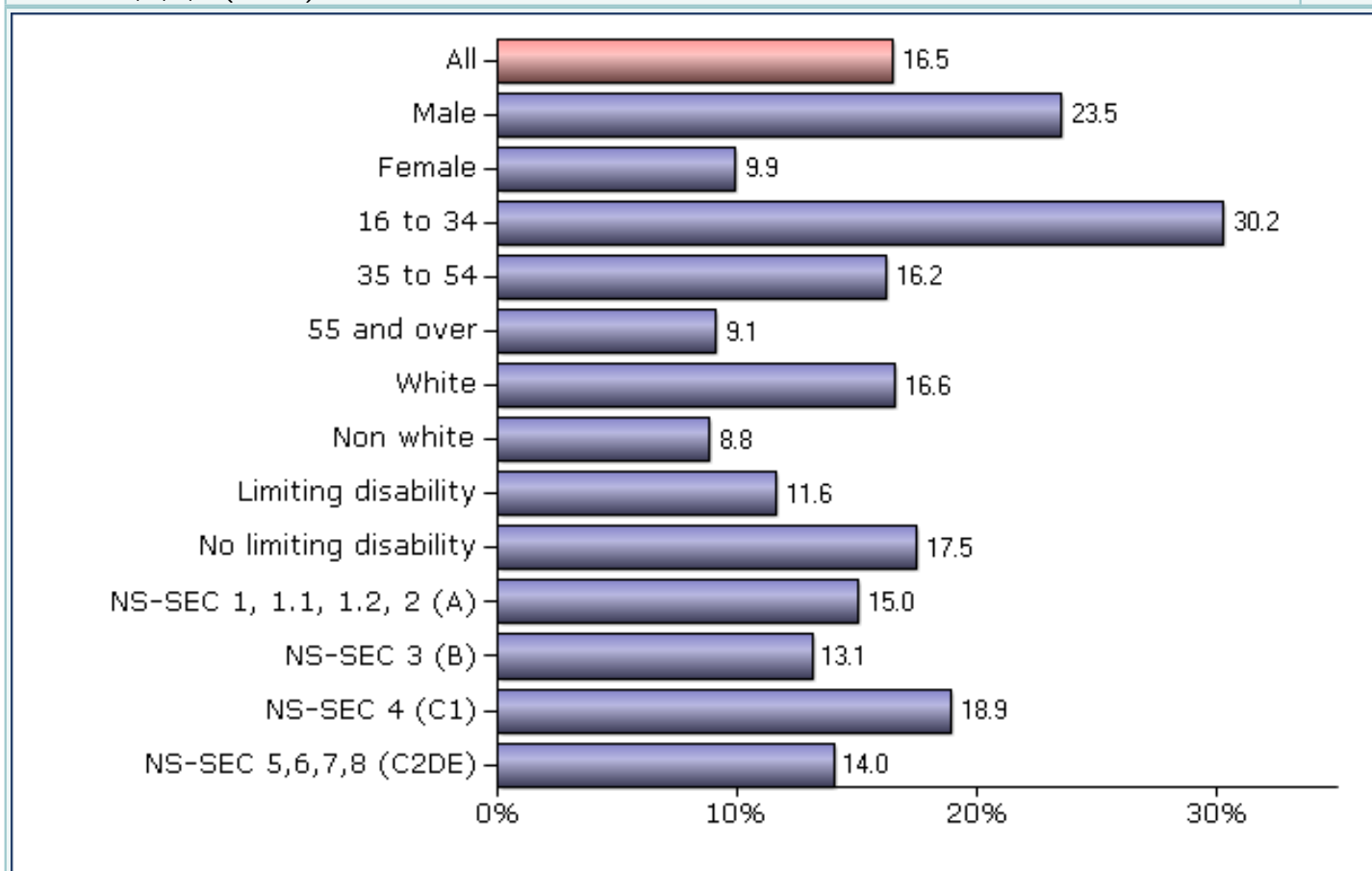
KPI 3 - Club member (all adults)	
All	25.2%
Male	30.1%
Female	20.7%
16 to 34	35.7%
35 to 54	24.1%
55 and over	20.4%
White	25.2%
Non white	29.6%
Limiting disability	20.0%
No limiting disability	26.4%
NS-SEC 1, 1.1, 1.2, 2 (A)	26.1%
NS-SEC 3 (B)	26.3%
NS-SEC 4 (C1)	33.5%
NS-SEC 5,6,7,8 (C2DE)	19.2%



KPI 4 - Received tuition from an instructor or coach in last 12 months (all adults)	
All	16.8%
Male	14.7%
Female	18.7%
16 to 34	30.4%
35 to 54	17.9%
55 and over	8.3%
White	16.9%
Non white	13.5%
Limiting disability	8.0%
No limiting disability	18.7%
NS-SEC 1, 1.1, 1.2, 2 (A)	17.6%
NS-SEC 3 (B)	17.6%
NS-SEC 4 (C1)	16.2%
NS-SEC 5,6,7,8 (C2DE)	11.7%



KPI 5 - Taken part in organised competitive sport in last 12 months (all adults)	
All	16.5%
Male	23.5%
Female	9.9%
16 to 34	30.2%
35 to 54	16.2%
55 and over	9.1%
White	16.6%
Non white	8.8%
Limiting disability	11.6%
No limiting disability	17.5%
NS-SEC 1, 1.1, 1.2, 2 (A)	15.0%
NS-SEC 3 (B)	13.1%
NS-SEC 4 (C1)	18.9%
NS-SEC 5,6,7,8 (C2DE)	14.0%



KPI 6 - Satisfaction with local sports provision (all adults)	
All	72.5%
Male	74.5%
Female	70.6%
16 to 34	64.7%
35 to 54	74.2%
55 and over	75.8%
White	72.5%
Non white	70.9%
Limiting disability	70.1%
No limiting disability	73.0%
NS-SEC 1, 1.1, 1.2, 2 (A)	74.4%
NS-SEC 3 (B)	73.4%
NS-SEC 4 (C1)	72.0%
NS-SEC 5,6,7,8 (C2DE)	70.8%

